


# Monthly Financial Report

## January 2025 - Fiscal Year 2025

Authored by: Kelsey Earle



**To: Honorable Mayor, Members of the City Council and City Manager**  
**Subject: Financial Report for the Month Ending January 31, 2025**

I respectfully submit the financial summaries of the revenue and expenditure activities for the City during the month ending January 31, 2025.

Please note that although the monthly financial report contains amounts reported by the School Department, this discussion is limited to the City's financial results and does not attempt to explain any variances in comparison for the School Department. As a guideline for comparison purposes, individual line items can vary based upon cyclical activity. As such, comparisons are made based upon previous years of activity as noted.

### **General Fund Highlights**

#### Revenues

Total revenues collected through January 2025 were **\$55.4M** or **55.8%** of budgeted general fund revenue, as compared to **64.0%** of actual revenues through January 2024.


- State/Local road assistance has yet to be received from the State, this is budgeted at \$400,000 and is expected shortly.
- Finance revenue collections and reimbursements are 3.6% higher than in the same period last year. This is a combination of fewer delinquent taxpayers, additional excise from newer vehicles and increased reimbursements from the State.

#### Expenditures

Expenditures through January 2025 were **\$55.58M** or **54.6%** of the budget, as compared to **59.3%** of actual expenditures through January 2024.

- Overall, the difference in expense percentage is negligible, however, implementation of efficiencies coupled with staff vacancies have created the savings in expense lines seen for several departments.

**Respectfully submitted,**



**Kelsey L. D. Earle**  
**Finance Director**

BALANCE SHEET FOR 2025 Period 7 (January)

FUND: 1000 General Fund			NET CHANGE FOR PERIOD	ACCOUNT BALANCE
<b>ASSETS</b>				
	TOTAL ASSETS		-1,223,901.71	61,449,342.59
<b>LIABILITIES</b>				
	TOTAL LIABILITIES		-8,962,515.11	-34,499,673.70
<b>FUND BALANCE</b>				
1000	037000	Ctrl Total - Encumbrances	-175,519.67	1,634,683.40
1000	037100	Assinged Fund Balance	.00	-1,951,394.00
1000	037102	Nonspendable Fund Balance	.00	-689,263.00
1000	037103	Restricted Fund Balance	.00	-2,309,553.00
1000	037104	Unassigned Fund Balance	.00	-17,366,575.36
1000	037105	FB RESTRICTED SCHOOL	.00	536,000.00
1000	037201	CTRL TOTAL-BUD FB DESIGNATED	175,519.67	-1,634,683.40
1000	037301	Ctrl Total - Bud FB Undesignat	.00	-2,874,033.92
1000	047000	Ctrl Total - Revenues	-3,824,914.33	-70,001,535.87
1000	047001	CONTROL - ESTIMATED REVENUE	.00	125,441,434.97
1000	057000	CTRL TOTAL-EXPENDITURES	14,011,331.15	64,821,881.29
1000	057001	CTRL TOTAL-APPROPRIATIONS	.00	-122,567,401.05
	TOTAL FUND BALANCE		10,186,416.82	-26,960,439.94
	TOTAL LIABILITIES + FUND BALANCE		1,223,901.71	-61,460,113.64

**EMS BILLING**  
**SUMMARY OF ACTIVITY**  
**July 1, 2024 - Jan 31, 2025**  
**Report as of January 31st, 2025**

	Beginning	January 2025					Ending
	Balance 1/1/2025	New Charges	Payments	Refunds	Adjustments	Write-Offs	Balance 1/31/2025
<b>Attorney/In care of</b>	\$ 936.20	\$ -	\$ -	\$ -	\$ -	\$ -	\$ 936.20
<b>Bluecross</b>	\$ 91,264.52	\$ 15,606.15	\$ (16,553.96)	\$ -	\$ 513.57	\$ -	\$ 90,830.28
<b>Intercept</b>	\$ (2,169.40)	\$ -	\$ (100.00)	\$ -	\$ -	\$ -	\$ (2,269.40)
<b>Medicare</b>	\$ 628,127.34	\$ 215,550.00	\$ (59,001.27)	\$ -	\$ (100,117.94)	\$ -	\$ 684,558.13
<b>Medicaid</b>	\$ (314,697.26)	\$ 87,314.00	\$ (48,956.68)	\$ -	\$ (37,158.18)	\$ -	\$ (313,498.12)
<b>Other/Commercial</b>	\$ 206,512.12	\$ 27,606.00	\$ (25,953.97)	\$ -	\$ (2,783.05)	\$ -	\$ 205,381.10
<b>Private Insurance</b>	\$ 924.00	\$ -	\$ -	\$ -	\$ -	\$ -	\$ 924.00
<b>Patient</b>	\$ (137,710.50)	\$ 20,042.00	\$ (18,352.71)	\$ -	\$ (1,969.62)	\$ (20,307.33)	\$ (158,298.16)
<b>Worker's Comp</b>	\$ (16,355.61)	\$ -	\$ (436.90)	\$ -	\$ -	\$ -	\$ (16,792.51)
<b>TOTAL</b>	\$ 456,831.41	\$ 366,118.15	\$ (169,355.49)	\$ -	\$ (141,515.22)	\$ (20,307.33)	\$ 491,771.52

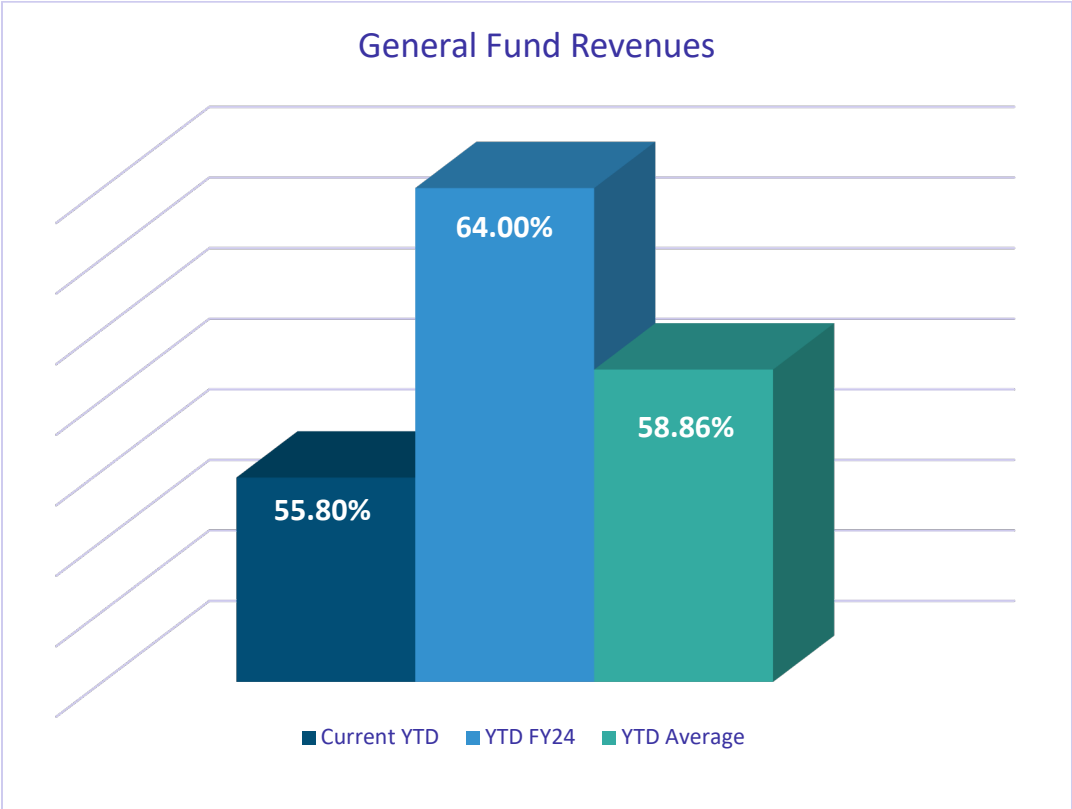
**CITY OF AUBURN, MAINE  
INVESTMENT SCHEDULE  
AS OF January 31, 2025**

INVESTMENT	FUND	BALANCE January 31, 2025	BALANCE December 31, 2024	INTEREST RATE
ANDROSCOGGIN BANK	449 CAPITAL PROJECTS	\$ 1,638,015.91	\$ 1,634,888.92	2.00%
ANDROSCOGGIN BANK	502 SR-TIF	\$ 1,062,597.47	\$ 1,060,568.98	2.00%
ANDROSCOGGIN BANK	836 GENERAL FUND	\$ 26,484,700.73	\$ 26,170,196.25	2.00%
ANDROSCOGGIN BANK	801 WORKERS COMP	\$ 55,094.48	\$ 54,989.32	2.00%
ANDROSCOGGIN BANK	684 EMS CAPITAL RESERVE	\$ 356,226.05	\$ 355,546.07	2.00%
ANDROSCOGGIN BANK	414 INGERSOLL TURF FACILITY	\$ 237,853.66	\$ 237,399.65	2.00%
ANDROSCOGGIN BANK	0888 ELHS FUNDRAISING	\$ 425,933.04	\$ 425,119.98	2.00%
ANDROSCOGGIN BANK	ELHS CONSTRUCTION	\$ 12,693,943.56	\$ 8,639,339.14	2.00% *matured Nomura deposited
NOMURA 2	ELHS Bond Proceeds	trade matured	trade matured	2.08%
Northern Capital Securities	CD GENERAL FUND	\$ 250,000.00	\$ 250,000.00	5.00%
Northern Capital Securities	CD GENERAL FUND	\$ 250,000.00	\$ 250,000.00	5.00%
Northern Capital Securities	CD GENERAL FUND	\$ 250,000.00	\$ 250,000.00	5.05%
Northern Capital Securities	CD GENERAL FUND	\$ 250,000.00	\$ 250,000.00	5.10%
Northern Capital Securities	CD GENERAL FUND	\$ 250,000.00	\$ 250,000.00	5.10%
Northern Capital Securities	CD GENERAL FUND	\$ 250,000.00	\$ 250,000.00	5.10%
Northern Capital Securities	CD GENERAL FUND	\$ 250,000.00	\$ 250,000.00	5.15%
Northern Capital Securities	CD GENERAL FUND	\$ 250,000.00	\$ 250,000.00	4.50%
Northern Capital Securities	CD GENERAL FUND	\$ 250,000.00	\$ 250,000.00	4.35%
Northern Capital Securities	CD GENERAL FUND	\$ 250,000.00	\$ 250,000.00	4.40%
Northern Capital Securities	CD GENERAL FUND	\$ 250,000.00	\$ 250,000.00	4.20%
Northern Capital Securities	CD GENERAL FUND	\$ 250,000.00	\$ 250,000.00	4.25%
Northern Capital Securities	CD GENERAL FUND	\$ 250,000.00	\$ 250,000.00	4.30%
Northern Capital Securities	CD GENERAL FUND	\$ 250,000.00	\$ 250,000.00	4.15%
Northern Capital Securities	CD GENERAL FUND	\$ 250,000.00	\$ 250,000.00	4.40%
Northern Capital Securities	CD GENERAL FUND	\$ 250,000.00	\$ 250,000.00	4.30%
Northern Capital Securities	CD GENERAL FUND	\$ 250,000.00	\$ 250,000.00	4.15%
<b>GRAND TOTAL</b>		<b>\$ 47,204,364.90</b>	<b>\$ 42,828,048.31</b>	<b>3.71%</b>

# General Fund

for the Period Ended January 31, 2025

\*Graph reflects current YTD with comparison to prior YTD and YTD average of prior 3 years percentage.



CITY OF AUBURN  
REVENUES - JANUARY 2025

FROM 2025 01 TO 2025 07

	ORIGINAL APPROP	TRANFRS/ ADJSTMTS	REVISED BUDGET	ACTUALS	ENCUMBRANCES	AVAILABLE BUDGET	PCT USED
<b>1000 General Fund</b>							
<b>1006 Communications &amp; Engagement</b>							
420070 Sponsorships-Special Events	-65,000	0	-65,000	.00	.00	-65,000.00	.0%
TOTAL Communications & Engagement	-65,000	0	-65,000	.00	.00	-65,000.00	.0%
<b>1007 City Clerk</b>							
420011 Fees - Clerk/Sale of Copies	-60	0	-60	-10.00	.00	-50.00	16.7%
420013 Fees - Voter Registration Lis	-200	0	-200	-22.00	.00	-178.00	11.0%
420024 Fees - City Clerk Notary	-1,100	0	-1,100	-660.00	.00	-440.00	60.0%
420066 City Clerk Advertising Fees	0	0	0	-100.00	.00	100.00	.0%
421001 Certificate - Birth	-3,500	0	-3,500	-3,259.40	.00	-240.60	93.1%
421002 Certificate - Death	-17,000	0	-17,000	-8,258.40	.00	-8,741.60	48.6%
421003 Certificate - Marriage	-4,500	0	-4,500	-3,652.40	.00	-847.60	81.2%
421006 Licenses - Commercial	-75,000	0	-75,000	-30,089.00	.00	-44,911.00	40.1%
421007 Licenses - Marriage	-5,500	0	-5,500	-4,408.00	.00	-1,092.00	80.1%
421012 Marijuana Business Licenses	-200,000	0	-200,000	-126,630.76	.00	-73,369.24	63.3%
421101 Permits - Burial	-2,000	0	-2,000	-1,204.00	.00	-796.00	60.2%
TOTAL City Clerk	-308,860	0	-308,860	-178,293.96	.00	-130,566.04	57.7%
<b>1008 Finance</b>							
401011 2011 Property Tax Revenue	0	0	0	-145.05	.00	145.05	.0%
401013 2013 Property Tax Revenue	0	0	0	-300.00	.00	300.00	.0%
401014 2014 Property Tax Revenue	0	0	0	-148.75	.00	148.75	.0%
401015 2015 Property Tax Revenue	0	0	0	-41.04	.00	41.04	.0%
401016 2016 Property Tax Revenue	0	0	0	.00	.00	.00	.0%
401017 2017 Property Tax Revenue	0	0	0	.00	.00	.00	.0%
401018 2018 Property Tax Revenue	0	0	0	-99.41	.00	99.41	.0%
401019 2019 Property Tax Revenue	0	0	0	-697.95	.00	697.95	.0%
401020 2020 Property Tax Revenue	0	0	0	.00	.00	.00	.0%

CITY OF AUBURN  
REVENUES - JANUARY 2025

FROM 2025 01 TO 2025 07

	ORIGINAL APPROP	TRANFRS/ ADJSTMTS	REVISED BUDGET	ACTUALS	ENCUMBRANCES	AVAILABLE BUDGET	PCT USED
401021 2021 Tax Revenue	0	0	0	-10,614.26	.00	10,614.26	.0%
401022 2022 Tax Revenue	0	0	0	-147,576.62	.00	147,576.62	.0%
401023 2023 Tax Revenue	0	0	0	-414,452.97	.00	414,452.97	.0%
401024 2024 Tax Revenue	0	0	0	-29,919,259.81	.00	29,919,259.81	.0%
401100 Property Tax Revenue - Current	-54,314,567	0	-54,314,567	.00	.00	-54,314,567.00	.0%
401300 Homestead Exemption Reimburse	-1,770,000	0	-1,770,000	-1,722,458.80	.00	-47,541.20	97.3%
401400 In Lieu of Taxes	-90,000	0	-90,000	-94,912.37	.00	4,912.37	105.5%
401500 Personal Property Reimburse	-3,000,000	0	-3,000,000	-3,094,948.00	.00	94,948.00	103.2%
402000 Excise Tax - Vehicles	-4,650,000	0	-4,650,000	-2,989,086.59	.00	-1,660,913.41	64.3%
402001 Excise Tax - Boat	-15,000	0	-15,000	-2,768.00	.00	-12,232.00	18.5%
402002 Excise Tax - Aircraft	-5,000	0	-5,000	-75.00	.00	-4,925.00	1.5%
403000 Penalties & Interest	-100,000	0	-100,000	-33,729.69	.00	-66,270.31	33.7%
420003 Cable Television Franchise	-125,000	0	-125,000	-56,454.63	.00	-68,545.37	45.2%
420038 Fees - Hunting/Fishing/Dogs	-700	0	-700	-364.25	.00	-335.75	52.0%
420041 Fees - Neutered Animals	-2,000	0	-2,000	-1,613.00	.00	-387.00	80.7%
420055 Fees - MMWAC Host	-232,110	0	-232,110	-19,342.58	.00	-212,767.42	8.3%
420080 CATV Fees-City of Lewiston	-71,000	0	-71,000	.00	.00	-71,000.00	.0%
421000 Agent Fee	-95,000	0	-95,000	-51,966.00	.00	-43,034.00	54.7%
421011 Fines - Dog	-3,000	0	-3,000	-475.00	.00	-2,525.00	15.8%
422000 Investment Income	-350,000	0	-350,000	-88,683.54	.00	-261,316.46	25.3%
429000 Miscellaneous	-50,000	0	-50,000	-2,022,015.07	.00	1,972,015.07	%
429004 CDBG Reimbursement	-588,154	0	-588,154	.00	.00	-588,154.00	.0%
429009 Reimbursement - Other	-193,132	0	-193,132	-74,846.70	.00	-118,285.30	38.8%
429013 Sale of Assets	-100,000	0	-100,000	-2,023.16	.00	-97,976.84	2.0%
429036 Ingersoll Turf Facility Income	-245,000	0	-245,000	.00	.00	-245,000.00	.0%
429200 Tax Sharing Revenue	-182,000	0	-182,000	.00	.00	-182,000.00	.0%
429900 Designated FB Offset	-1,875,000	0	-1,875,000	.00	.00	-1,875,000.00	.0%
430000 Other State Aid	-3,400	0	-3,400	.00	.00	-3,400.00	.0%
430001 State Revenue Sharing	-7,200,000	0	-7,200,000	-5,030,486.03	.00	-2,169,513.97	69.9%
430003 Tree Growth	-12,500	0	-12,500	-11,322.81	.00	-1,177.19	90.6%
430004 Veterans Reimbursement	-18,000	0	-18,000	.00	.00	-18,000.00	.0%
580000 TIF	-1,500,000	0	-1,500,000	.00	.00	-1,500,000.00	.0%
580020 Transfer In-Opioid Settlement	-60,000	0	-60,000	.00	.00	-60,000.00	.0%
TOTAL Finance	-76,850,563	0	-76,850,563	-45,790,907.08	.00	-31,059,655.92	59.6%
<b>1010 Planning &amp; Permitting</b>							
420027 Fees - Court	0	0	0	-24,500.00	.00	24,500.00	.0%
TOTAL Planning & Permitting	0	0	0	-24,500.00	.00	24,500.00	.0%



CITY OF AUBURN  
REVENUES - JANUARY 2025

FROM 2025 01 TO 2025 07

	ORIGINAL APPROP	TRANFRS/ ADJSTMTS	REVISED BUDGET	ACTUALS	ENCUMBRANCES	AVAILABLE BUDGET	PCT USED
<b>10108001 General Fund Prop Tax</b>							
401004 2004 Property Tax Revenue	0	0	0	.00	.00	.00	.0%
401008 2008 Property Tax Revenue	0	0	0	.00	.00	.00	.0%
TOTAL General Fund Prop Tax	0	0	0	.00	.00	.00	.0%
<b>1012 Planning &amp; Permittin</b>							
420023 Fees - Citation Ordinance	-3,000	0	-3,000	-1,693.00	.00	-1,307.00	56.4%
420068 Departmental Review	-12,000	0	-12,000	-20,113.63	.00	8,113.63	167.6%
420069 Advertising Fees	-3,400	0	-3,400	.00	.00	-3,400.00	.0%
421100 Permits - Building	-120,000	0	-120,000	-200,986.80	.00	80,986.80	167.5%
421102 Permits - Electrical	-25,000	0	-25,000	-22,708.00	.00	-2,292.00	90.8%
421106 Permits - Plumbing	-15,000	0	-15,000	-12,290.00	.00	-2,710.00	81.9%
421107 Permits - Sign	-5,000	0	-5,000	-2,158.50	.00	-2,841.50	43.2%
TOTAL Planning & Permittin	-183,400	0	-183,400	-259,949.93	.00	76,549.93	141.7%
<b>1014 Engineering</b>							
420028 Fees - Drive Opening	-250	0	-250	-260.00	.00	10.00	104.0%
420039 Fees - Inspection	-5,000	0	-5,000	.00	.00	-5,000.00	.0%
421103 Permits - Fill	-200	0	-200	.00	.00	-200.00	.0%
421108 Permits - Street Excavation	-15,000	0	-15,000	.00	.00	-15,000.00	.0%
TOTAL Engineering	-20,450	0	-20,450	-260.00	.00	-20,190.00	1.3%
<b>1015 Facilities</b>							
429010 Rental Income	-84,000	0	-84,000	-16,848.50	.00	-67,151.50	20.1%
429100 Utility Reimbursement-School	-20,000	0	-20,000	.00	.00	-20,000.00	.0%
TOTAL Facilities	-104,000	0	-104,000	-16,848.50	.00	-87,151.50	16.2%
<b>1021 Fire &amp; EMS Transport</b>							

CITY OF AUBURN  
REVENUES - JANUARY 2025

FROM 2025 01 TO 2025 07

	ORIGINAL APPROP	TRANFRS/ ADJSTMTS	REVISED BUDGET	ACTUALS	ENCUMBRANCES	AVAILABLE BUDGET	PCT USED
420034 Fees - Fire/Copies of Reports	-100	0	-100	-10.00	.00	-90.00	10.0%
TOTAL Fire & EMS Transport	-100	0	-100	-10.00	.00	-90.00	10.0%
<b>1022 Police</b>							
420016 Fees - Accident & Police	-11,000	0	-11,000	-8,224.58	.00	-2,775.42	74.8%
420020 Fees - Animal Impound	0	0	0	-475.00	.00	475.00	.0%
420027 Fees - Court	-3,300	0	-3,300	-719.40	.00	-2,580.60	21.8%
420044 Fees - Police/False Alarms	-15,000	0	-15,000	-3,695.00	.00	-11,305.00	24.6%
420045 Fees - Police/Photos, Tapes, &	-800	0	-800	-350.00	.00	-450.00	43.8%
420052 Fees - Vehicle Rel/Driver Lice	-4,000	0	-4,000	-1,300.00	.00	-2,700.00	32.5%
420053 Fees - Vehicle Rel/Non Driver	-3,000	0	-3,000	-495.00	.00	-2,505.00	16.5%
421005 Fines - Parking Violations	-25,000	0	-25,000	-16,917.75	.00	-8,082.25	67.7%
421104 Permits - Firearms	-1,900	0	-1,900	-2,689.00	.00	789.00	141.5%
429000 Miscellaneous	0	0	0	-1,174.66	.00	1,174.66	.0%
TOTAL Police	-64,000	0	-64,000	-36,040.39	.00	-27,959.61	56.3%
<b>1023 Fire EMS Transport</b>							
420029 Fees - EMS Transport	-1,700,000	0	-1,700,000	-980,761.75	.00	-719,238.25	57.7%
TOTAL Fire EMS Transport	-1,700,000	0	-1,700,000	-980,761.75	.00	-719,238.25	57.7%
<b>1032 Health and Social Serv Assist</b>							
429000 Miscellaneous	0	0	0	-11,616.14	.00	11,616.14	.0%
430008 General Welfare Reimbursement	-630,840	0	-630,840	-301,803.93	.00	-329,036.07	47.8%
TOTAL Health and Social Serv Assist	-630,840	0	-630,840	-313,420.07	.00	-317,419.93	49.7%
<b>1042 Public Works</b>							

CITY OF AUBURN  
REVENUES - JANUARY 2025

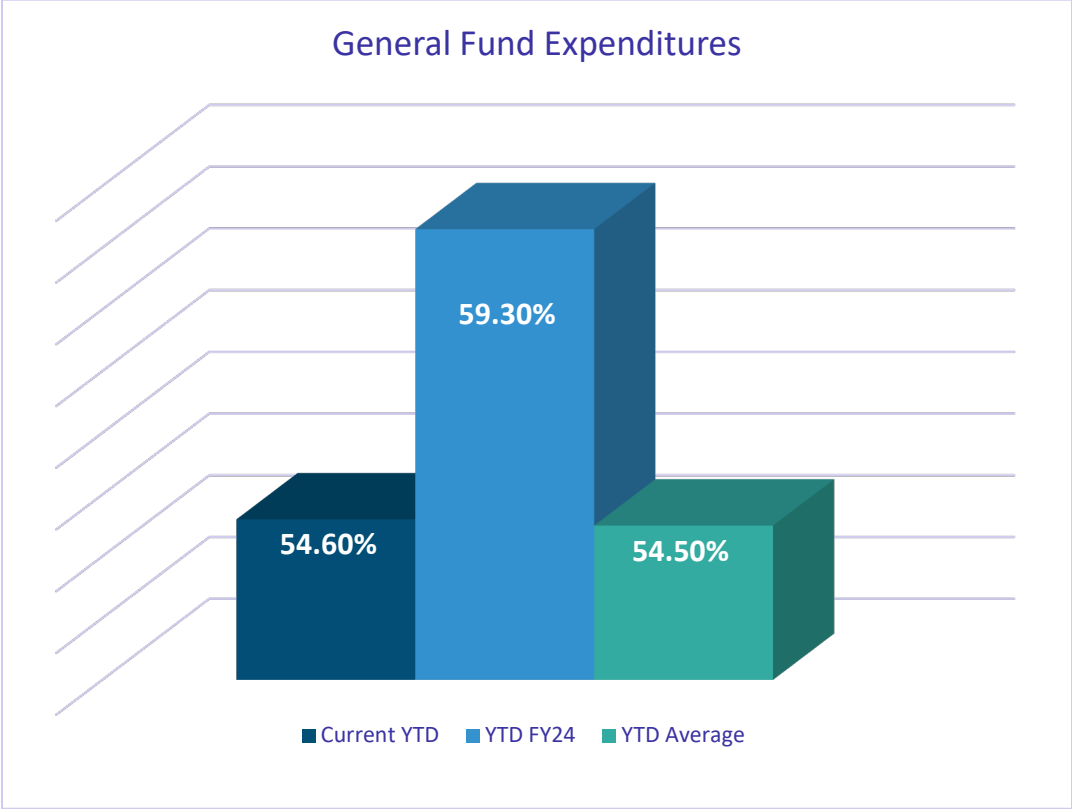
FROM 2025 01 TO 2025 07

	ORIGINAL APPROP	TRANFRS/ ADJSTMTS	REVISED BUDGET	ACTUALS	ENCUMBRANCES	AVAILABLE BUDGET	PCT USED
420028 Fees - Drive Opening	0	0	0	.00	.00	.00	.0%
420039 Fees - Inspection	0	0	0	.00	.00	.00	.0%
421108 Permits - Street Excavation	0	0	0	.00	.00	.00	.0%
430002 State/Local Road Assistance	-400,000	0	-400,000	.00	.00	-400,000.00	.0%
TOTAL Public works	-400,000	0	-400,000	.00	.00	-400,000.00	.0%
<b>1043 Solid Waste Disposal</b>							
420025 Fees - Commercial Solid Waste	0	0	0	-37,055.00	.00	37,055.00	.0%
TOTAL Solid Waste Disposal	0	0	0	-37,055.00	.00	37,055.00	.0%
<b>1046 PW School Maint &amp; Custodial</b>							
420082 School M&C Reimburse	-3,745,487	0	-3,745,487	-410,267.02	.00	-3,335,219.95	11.0%
429024 School Bldg Rental	0	0	0	-190.00	.00	190.00	.0%
TOTAL PW School Maint & Custodial	-3,745,487	0	-3,745,487	-410,457.02	.00	-3,335,029.95	11.0%
<b>1070 Education</b>							
529000 Miscellaneous School	-104,150	0	-104,150	-46,482.96	.00	-57,667.04	44.6%
530002 Secondary Tuition	0	0	0	.00	.00	.00	.0%
530004 Adult Ed Tuition	-100,000	0	-100,000	-6,349.02	.00	-93,650.98	6.3%
530007 State Subsidy Education	-29,231,738	0	-29,231,738	-14,241,637.83	.00	-14,990,100.17	48.7%
530008 Debt Service Reimbursement	-9,089,775	0	-9,089,775	-7,437,482.73	.00	-1,652,292.27	81.8%
530014 Special Education	-100,000	0	-100,000	-50,352.92	.00	-49,647.08	50.4%
530015 State Agency Clients	-20,000	0	-20,000	-16,275.35	.00	-3,724.65	81.4%
530017 State Aid for Adult Education	-162,072	0	-162,072	-122,072.87	.00	-39,999.13	75.3%
530019 School Naming Rights	-211,000	0	-211,000	.00	.00	-211,000.00	.0%
580001 Transfer In	-2,350,000	0	-2,350,000	-28,915.50	.00	-2,321,084.50	1.2%
TOTAL Education	-41,368,735	0	-41,368,735	-21,949,569.18	.00	-19,419,165.82	53.1%
TOTAL General Fund	-125,441,435	0	-125,441,435	-69,998,072.88	.00	-55,443,362.09	55.8%
TOTAL REVENUES	-125,441,435	0	-125,441,435	-69,998,072.88	.00	-55,443,362.09	
GRAND TOTAL	-125,441,435	0	-125,441,435	-69,998,072.88	.00	-55,443,362.09	55.8%

# General Fund

for the Period Ended January 31, 2025

\*Graph reflects current YTD with comparison to prior YTD and YTD average of prior 3 years percentage.



CITY OF AUBURN  
EXPENDITURES - JANUARY 2025

FROM 2025 01 TO 2025 07

	ORIGINAL APPROP	TRANFRS/ ADJSTMTS	REVISED BUDGET	ACTUALS	ENCUMBRANCES	AVAILABLE BUDGET	PCT USED
<b>1000 General Fund</b>							
<b>1000 General Fund</b>							
692024 SPECIAL PROJECTS-WARMING CENTR	0	0	0	-2,602.50	.00	2,602.50	.0%
TOTAL General Fund	0	0	0	-2,602.50	.00	2,602.50	.0%
<b>1004 Mayor and Council</b>							
611000 Regular Salaries	45,800	0	45,800	24,933.17	.00	20,866.83	54.4%
628000 PS - Gen/Professional	71,100	2,946	74,046	48,739.00	2,946.33	22,361.00	69.8%
629001 Travel - Mileage Reimbursement	550	0	550	53.87	.00	496.13	9.8%
632000 Dues & Subscriptions	57,850	0	57,850	27,500.00	.00	30,350.00	47.5%
633000 office Supplies	3,500	0	3,500	759.57	.00	2,740.43	21.7%
TOTAL Mayor and Council	178,800	2,946	181,746	101,985.61	2,946.33	76,814.39	57.7%
<b>1005 City Manager</b>							
611000 Regular Salaries	510,630	0	510,630	357,832.84	.00	152,797.16	70.1%
628000 PS - Gen/Professional	23,000	1,885	24,885	13,173.62	.00	11,711.53	52.9%
628100 Legal - General	140,000	5,094	145,094	89,191.71	5,094.06	50,808.29	65.0%
629000 Professional Development	12,000	17,008	29,008	18,540.80	17,008.08	-6,540.80	122.5%
629001 Travel - Mileage Reimbursement	10,800	0	10,800	3,600.00	.00	7,200.00	33.3%
632000 Dues & Subscriptions	5,000	0	5,000	1,649.82	.00	3,350.18	33.0%
633000 Office Supplies	7,500	1,831	9,331	2,563.12	.00	6,768.13	27.5%
640000 Telephones/Cell Stipends	2,520	0	2,520	1,601.44	.00	918.56	63.5%
TOTAL City Manager	711,450	25,819	737,269	488,153.35	22,102.14	227,013.05	69.2%
<b>1006 Communications &amp; Engagement</b>							

CITY OF AUBURN  
EXPENDITURES - JANUARY 2025

FROM 2025 01 TO 2025 07

	ORIGINAL APPROP	TRANFRS/ ADJSTMTS	REVISED BUDGET	ACTUALS	ENCUMBRANCES	AVAILABLE BUDGET	PCT USED
611000 Regular Salaries	241,916	0	241,916	66,124.17	.00	175,791.83	27.3%
628000 PS - Gen/Professional	7,500	0	7,500	2,836.54	.00	4,663.46	37.8%
628035 Special Events	100,000	5,341	105,341	92,676.34	7,708.85	4,955.74	95.3%
628080 Community Outreach	20,000	0	20,000	4,397.77	.00	15,602.23	22.0%
629000 Professional Development	4,000	0	4,000	416.52	.00	3,583.48	10.4%
629001 Travel - Mileage Reimbursement	400	0	400	.00	.00	400.00	.0%
632000 Dues & Subscriptions	0	0	0	119.99	.00	-119.99	.0%
633000 Office Supplies	2,500	0	2,500	925.22	.00	1,574.78	37.0%
640000 Telephones/Cell Stipends	2,650	0	2,650	1,870.32	.00	779.68	70.6%
<b>TOTAL Communications &amp; Engagement</b>	<b>378,966</b>	<b>5,341</b>	<b>384,307</b>	<b>169,366.87</b>	<b>7,708.85</b>	<b>207,231.21</b>	<b>46.1%</b>
<b>1007 City Clerk</b>							
611000 Regular Salaries	280,606	0	280,606	149,436.67	.00	131,169.33	53.3%
613000 OT - Regular	2,100	0	2,100	914.39	.00	1,185.61	43.5%
620000 Advertising	1,500	0	1,500	1,383.51	.00	116.49	92.2%
628000 PS - Gen/Professional	6,400	81	6,481	.00	80.73	6,400.00	1.2%
628043 Election Staff	26,460	0	26,460	15,494.92	.00	10,965.08	58.6%
629000 Professional Development	800	0	800	230.00	.00	570.00	28.8%
629001 Travel - Mileage Reimbursement	1,650	0	1,650	.00	.00	1,650.00	.0%
632000 Dues & Subscriptions	775	0	775	90.00	.00	685.00	11.6%
633000 Office Supplies	1,000	0	1,000	476.19	.00	523.81	47.6%
633004 Voter Supplies	4,500	2,633	7,133	694.95	2,632.84	3,805.05	46.7%
644002 Voting Machines	9,500	1,515	11,015	3,000.00	1,514.56	6,500.00	41.0%
<b>TOTAL City Clerk</b>	<b>335,291</b>	<b>4,228</b>	<b>339,519</b>	<b>171,720.63</b>	<b>4,228.13</b>	<b>163,570.37</b>	<b>51.8%</b>
<b>1008 Finance</b>							
611000 Regular Salaries	884,524	0	884,524	498,448.53	.00	386,075.47	56.4%
614003 Longevity Bonus	0	0	0	300.00	.00	-300.00	.0%
620000 Advertising	300	0	300	160.83	.00	139.17	53.6%
628000 PS - Gen/Professional	35,500	0	35,500	18,665.97	.00	16,834.03	52.6%
628008 Recording Fee	300	0	300	.00	.00	300.00	.0%
629000 Professional Development	8,500	304	8,804	4,066.07	304.44	4,433.93	49.6%
629001 Travel - Mileage Reimbursement	700	0	700	116.46	.00	583.54	16.6%
631000 Reports, Printing, & Binding	3,000	0	3,000	4,587.04	.00	-1,587.04	152.9%

CITY OF AUBURN  
EXPENDITURES - JANUARY 2025

FROM 2025 01 TO 2025 07

	ORIGINAL APPROP	TRANFRS/ ADJSTMTS	REVISED BUDGET	ACTUALS	ENCUMBRANCES	AVAILABLE BUDGET	PCT USED
632000 Dues & Subscriptions	4,000	0	4,000	2,156.20	.00	1,843.80	53.9%
633000 Office Supplies	5,500	0	5,500	1,338.59	.00	4,161.41	24.3%
640000 Telephones/Cell Stipends	1,740	0	1,740	806.66	.00	933.34	46.4%
642000 Postage	39,000	0	39,000	19,842.07	.00	19,157.93	50.9%
645000 Insurance Premiums	343,000	0	343,000	169,582.50	.00	173,417.50	49.4%
645001 Insurance Deductibles	25,000	0	25,000	-53,235.80	.00	78,235.80	-212.9%
655500 Revaluation	0	0	0	32,261.56	226,522.18	-258,783.74	.0%
<b>TOTAL Finance</b>	<b>1,351,064</b>	<b>304</b>	<b>1,351,368</b>	<b>699,096.68</b>	<b>226,826.62</b>	<b>425,445.14</b>	<b>68.5%</b>
<b>1009 Human Resources</b>							
611000 Regular Salaries	251,480	0	251,480	140,714.36	.00	110,765.64	56.0%
620000 Advertising	2,000	0	2,000	88.85	.00	1,911.15	4.4%
628002 Employee Assist Program	3,000	0	3,000	.00	.00	3,000.00	.0%
628003 Drug Testing	6,000	0	6,000	2,487.96	.00	3,512.04	41.5%
628004 Testing	4,000	0	4,000	849.00	.00	3,151.00	21.2%
628052 Professional Development	10,000	0	10,000	944.93	.00	9,055.07	9.4%
629000 Professional Development	0	0	0	.00	.00	.00	.0%
629001 Travel - Mileage Reimbursement	0	0	0	.00	.00	.00	.0%
629002 Travel - Seminar Costs	0	0	0	.00	.00	.00	.0%
632000 Dues & Subscriptions	0	0	0	514.35	.00	-514.35	.0%
633000 Office Supplies	600	0	600	131.23	.00	468.77	21.9%
633001 Operating Supplies	2,500	0	2,500	.00	.00	2,500.00	.0%
640000 Telephones/Cell Stipends	840	0	840	490.00	.00	350.00	58.3%
<b>TOTAL Human Resources</b>	<b>280,420</b>	<b>0</b>	<b>280,420</b>	<b>146,220.68</b>	<b>.00</b>	<b>134,199.32</b>	<b>52.1%</b>
<b>1010 Planning &amp; Permitting</b>							
611000 Regular Salaries	788,548	0	788,548	363,670.77	.00	424,877.23	46.1%
613000 OT - Regular	9,500	0	9,500	11,621.95	.00	-2,121.95	122.3%
615000 Uniform Allowance	1,000	0	1,000	567.04	.00	432.96	56.7%
620000 Advertising	5,500	0	5,500	3,232.65	.00	2,267.35	58.8%
628000 PS - Gen/Professional	3,500	4,680	8,180	301.73	4,680.00	3,198.27	60.9%
628020 Vehicle Repairs	0	0	0	.00	.00	.00	.0%
628021 Equipment Repairs	2,000	1,878	3,878	13.16	1,877.89	1,986.84	48.8%
628024 Street Light Repairs	0	0	0	.00	.00	.00	.0%

CITY OF AUBURN  
EXPENDITURES - JANUARY 2025

FROM 2025 01 TO 2025 07

	ORIGINAL APPROP	TRANFRS/ ADJSTMTS	REVISED BUDGET	ACTUALS	ENCUMBRANCES	AVAILABLE BUDGET	PCT USED
628025 Traffic Signal Maintenance	0	1,714	1,714	2,165.72	1,714.11	-2,165.72	226.3%
629000 Professional Development	4,000	0	4,000	405.00	.00	3,595.00	10.1%
629001 Travel - Mileage Reimbursement	300	0	300	26.60	.00	273.40	8.9%
629002 Travel - Seminar Costs	0	0	0	1,744.76	.00	-1,744.76	.0%
632000 Dues & Subscriptions	4,300	0	4,300	589.74	.00	3,710.26	13.7%
633000 Office Supplies	2,500	0	2,500	1,803.93	.00	696.07	72.2%
633001 Operating Supplies	3,000	0	3,000	.00	.00	3,000.00	.0%
633021 Safety Equipment	1,000	0	1,000	112.85	.00	887.15	11.3%
633029 MV Sup - Tires/Tube/Chain	0	0	0	.00	.00	.00	.0%
633030 MV Sup - Fuel	0	0	0	.00	.00	.00	.0%
640000 Telephones/Cell Stipends	3,900	0	3,900	2,220.36	.00	1,679.64	56.9%
641002 Electricity	0	0	0	.00	.00	.00	.0%
650030 Operating Capital	0	20,500	20,500	.00	20,500.00	.00	100.0%
<b>TOTAL Planning &amp; Permitting</b>	<b>829,048</b>	<b>28,772</b>	<b>857,820</b>	<b>388,476.26</b>	<b>28,772.00</b>	<b>440,571.74</b>	<b>48.6%</b>
<b>1011 Public Services</b>							
611000 Regular Salaries	113,938	0	113,938	106,647.44	.00	7,290.56	93.6%
620000 Advertising	500	0	500	480.88	.00	19.12	96.2%
628000 PS - Gen/Professional	12,220	0	12,220	45.98	.00	12,174.02	.4%
629000 Professional Development	2,500	0	2,500	550.00	.00	1,950.00	22.0%
629001 Travel - Mileage Reimbursement	2,750	0	2,750	919.90	.00	1,830.10	33.5%
629002 Travel - Seminar Costs	0	0	0	717.20	.00	-717.20	.0%
632000 Dues & Subscriptions	2,253	0	2,253	666.20	.00	1,586.80	29.6%
633000 Office Supplies	500	0	500	162.96	.00	337.04	32.6%
640000 Telephones/Cell Stipends	800	0	800	254.66	.00	545.34	31.8%
<b>TOTAL Public Services</b>	<b>135,461</b>	<b>0</b>	<b>135,461</b>	<b>110,445.22</b>	<b>.00</b>	<b>25,015.78</b>	<b>81.5%</b>
<b>1012 Planning &amp; Permittin</b>							
611000 Regular Salaries	0	0	0	568.88	.00	-568.88	.0%
613000 OT - Regular	0	0	0	825.00	.00	-825.00	.0%
<b>TOTAL Planning &amp; Permittin</b>	<b>0</b>	<b>0</b>	<b>0</b>	<b>1,393.88</b>	<b>.00</b>	<b>-1,393.88</b>	<b>.0%</b>
<b>1013 Business &amp; Community Developme</b>							



CITY OF AUBURN  
EXPENDITURES - JANUARY 2025

FROM 2025 01 TO 2025 07

	ORIGINAL APPROP	TRANFRS/ADJSTMTS	REVISED BUDGET	ACTUALS	ENCUMBRANCES	AVAILABLE BUDGET	PCT USED
611000 Regular Salaries	757,068	0	757,068	271,394.38	.00	485,673.62	35.8%
614003 Longevity Bonus	0	0	0	.00	.00	.00	.0%
620000 Advertising	1,000	0	1,000	.00	.00	1,000.00	.0%
628000 PS - Gen/Professional	20,000	0	20,000	6,149.95	.00	13,850.05	30.7%
629000 Professional Development	15,000	0	15,000	2,355.00	.00	12,645.00	15.7%
629001 Travel - Mileage Reimbursement	2,000	0	2,000	2,680.69	.00	-680.69	134.0%
632000 Dues & Subscriptions	4,500	0	4,500	3,303.27	.00	1,196.73	73.4%
633000 Office Supplies	2,500	0	2,500	999.12	.00	1,500.88	40.0%
640000 Telephones/Cell Stipends	2,500	0	2,500	1,632.32	.00	867.68	65.3%
TOTAL Business & Community Developme	804,568	0	804,568	288,514.73	.00	516,053.27	35.9%
<b>1014 Engineering</b>							
611000 Regular Salaries	306,286	0	306,286	68,763.46	.00	237,522.54	22.5%
615000 Uniform Allowance	750	0	750	164.19	.00	585.81	21.9%
620000 Advertising	150	0	150	.00	.00	150.00	.0%
628000 PS - Gen/Professional	5,000	0	5,000	42,809.23	190.77	-38,000.00	860.0%
628005 Water Quality Monitoring	15,000	0	15,000	.00	.00	15,000.00	.0%
628008 Recording Fee	250	0	250	.00	.00	250.00	.0%
628021 Equipment Repairs	500	0	500	.00	.00	500.00	.0%
629000 Professional Development	5,500	0	5,500	1,190.87	.00	4,309.13	21.7%
629001 Travel - Mileage Reimbursement	150	0	150	.00	.00	150.00	.0%
631000 Reports, Printing, & Binding	250	0	250	.00	.00	250.00	.0%
632000 Dues & Subscriptions	2,000	0	2,000	296.00	.00	1,704.00	14.8%
633000 Office Supplies	400	0	400	466.16	.00	-66.16	116.5%
633001 Operating Supplies	200	0	200	137.22	.00	62.78	68.6%
633021 Safety Equipment	300	0	300	60.04	.00	239.96	20.0%
633023 Small Tools	400	0	400	85.64	.00	314.36	21.4%
640000 Telephones/Cell Stipends	1,910	0	1,910	534.84	.00	1,375.16	28.0%
650030 Operating Capital	9,600	0	9,600	.00	.00	9,600.00	.0%
655405 St Imp-Crack Seal	15,000	0	15,000	.00	.00	15,000.00	.0%
TOTAL Engineering	363,646	0	363,646	114,507.65	190.77	248,947.58	31.5%
<b>1015 Facilities</b>							
611000 Regular Salaries	325,012	0	325,012	69,390.67	.00	255,621.33	21.4%

CITY OF AUBURN  
EXPENDITURES - JANUARY 2025

FROM 2025 01 TO 2025 07

	ORIGINAL APPROP	TRANFRS/ ADJSTMTS	REVISED BUDGET	ACTUALS	ENCUMBRANCES	AVAILABLE BUDGET	PCT USED
614003 Longevity Bonus	1,000	0	1,000	.00	.00	1,000.00	.0%
615000 Uniform Allowance	500	0	500	.00	.00	500.00	.0%
620000 Advertising	100	0	100	.00	.00	100.00	.0%
628000 PS - Gen/Professional	102,608	0	102,608	53,232.08	8,848.15	40,527.77	60.5%
628019 Building Repairs	0	0	0	121.74	.00	-121.74	.0%
628021 Equipment Repairs	4,500	0	4,500	.00	.00	4,500.00	.0%
628090 Municipal Property Maintenance	15,000	0	15,000	3,615.92	3,193.00	8,191.08	45.4%
629000 Professional Development	4,650	0	4,650	.00	.00	4,650.00	.0%
633000 Office Supplies	5,800	0	5,800	3,499.48	.00	2,300.52	60.3%
633001 Operating Supplies	12,000	0	12,000	5,972.80	.00	6,027.20	49.8%
633021 Safety Equipment	100	0	100	.00	.00	100.00	.0%
633023 Small Tools	100	0	100	238.19	.00	-138.19	238.2%
633030 MV Sup - Fuel	358,621	0	358,621	175,473.77	.00	183,147.23	48.9%
633033 Tax Acquired Property Exp	1,500	0	1,500	.00	.00	1,500.00	.0%
640000 Telephones/Cell Stipends	1,800	0	1,800	420.00	.00	1,380.00	23.3%
641000 Water/Sewer	34,610	0	34,610	16,471.41	.00	18,138.59	47.6%
641001 Natural Gas	177,500	0	177,500	4,548.76	.00	172,951.24	2.6%
641002 Electricity	312,750	0	312,750	229,872.74	.00	82,877.26	73.5%
641004 Heating Fuel	0	0	0	167.52	.00	-167.52	.0%
642000 Postage	0	0	0	.00	.00	.00	.0%
650030 Operating Capital	516,000	0	516,000	207,684.00	57,489.00	250,827.00	51.4%
<b>TOTAL Facilities</b>	<b>1,874,151</b>	<b>0</b>	<b>1,874,151</b>	<b>770,709.08</b>	<b>69,530.15</b>	<b>1,033,911.77</b>	<b>44.8%</b>
<b>1016 worker's Compensation</b>							
900001 Transfer Out	719,025	0	719,025	.00	.00	719,025.00	.0%
<b>TOTAL Worker's Compensation</b>	<b>719,025</b>	<b>0</b>	<b>719,025</b>	<b>.00</b>	<b>.00</b>	<b>719,025.00</b>	<b>.0%</b>
<b>1017 Fringe Benefits &amp; Salary Incre</b>							
617000 Health Insurance	3,921,869	0	3,921,869	2,054,874.91	.00	1,866,994.09	52.4%
617001 FICA/Medicare	939,327	0	939,327	564,529.26	.00	374,797.74	60.1%
617004 MSRS Retirement	2,086,753	0	2,086,753	1,147,977.73	.00	938,775.27	55.0%
617005 ICMA Retirement	290,966	0	290,966	207,868.63	.00	83,097.37	71.4%
617008 Cafeteria Plan	218,800	0	218,800	91,320.62	.00	127,479.38	41.7%
617010 Health Reimbursement Account	450,000	0	450,000	109,686.35	.00	340,313.65	24.4%

CITY OF AUBURN  
EXPENDITURES - JANUARY 2025

FROM 2025 01 TO 2025 07

	ORIGINAL APPROP	TRANFRS/ ADJSTMTS	REVISED BUDGET	ACTUALS	ENCUMBRANCES	AVAILABLE BUDGET	PCT USED
617015 Unemployment	40,000	0	40,000	5,545.39	.00	34,454.61	13.9%
618000 Salary Reserves	265,000	100,000	365,000	34,105.30	100,000.00	230,894.70	36.7%
TOTAL Fringe Benefits & Salary Incre	8,212,715	100,000	8,312,715	4,215,908.19	100,000.00	3,996,806.81	51.9%
<b>1018 Emergency Reserve</b>							
670000 Emergency Reserve	550,000	0	550,000	.00	.00	550,000.00	.0%
TOTAL Emergency Reserve	550,000	0	550,000	.00	.00	550,000.00	.0%
<b>1019 Debt Service</b>							
660000 Debt Service - Principal	7,771,975	0	7,771,975	7,359,294.62	.00	412,680.38	94.7%
661000 Debt Service - Interest	2,000,837	0	2,000,837	1,071,527.32	.00	929,309.68	53.6%
TOTAL Debt Service	9,772,812	0	9,772,812	8,430,821.94	.00	1,341,990.06	86.3%
<b>1021 Fire &amp; EMS Transport</b>							
611000 Regular Salaries	4,939,295	0	4,939,295	2,786,033.66	.00	2,153,261.34	56.4%
611002 Acting Rank	16,000	0	16,000	9,417.50	.00	6,582.50	58.9%
613000 OT - Regular	80,000	0	80,000	.00	.00	80,000.00	.0%
613001 OT - Vacation Replacement	12,000	0	12,000	1,287.78	.00	10,712.22	10.7%
613002 OT - Sick Replace LT	42,000	0	42,000	30,056.02	.00	11,943.98	71.6%
613003 OT - Sick Replace ST	160,000	0	160,000	111,048.94	.00	48,951.06	69.4%
613004 OT - Mandatory Training	25,000	0	25,000	32,725.48	.00	-7,725.48	130.9%
613005 OT - Outside Jobs	0	0	0	2,039.97	.00	-2,039.97	.0%
613008 OT - Extra Assignments	84,992	0	84,992	39,051.85	.00	45,940.15	45.9%
613010 OT - Vacancies/Retirement	18,000	0	18,000	106,779.46	.00	-88,779.46	593.2%
613011 OT - Work Related Injuries	23,000	0	23,000	47,059.53	.00	-24,059.53	204.6%
613012 OT - Meetings	7,000	0	7,000	141.89	.00	6,858.11	2.0%
613013 OT - Funeral Leave	5,000	0	5,000	1,153.89	.00	3,846.11	23.1%
613014 OT - Multiple Alarms	5,000	0	5,000	6,177.80	.00	-1,177.80	123.6%
614002 Holiday Pay	245,000	0	245,000	147,808.18	.00	97,191.82	60.3%
614006 EMS Ambulance Pay	133,000	0	133,000	70,373.50	.00	62,626.50	52.9%

CITY OF AUBURN  
EXPENDITURES - JANUARY 2025

FROM 2025 01 TO 2025 07

	ORIGINAL APPROP	TRANFRS/ ADJSTMTS	REVISED BUDGET	ACTUALS	ENCUMBRANCES	AVAILABLE BUDGET	PCT USED
615000 Uniform Allowance	39,680	0	39,680	14,542.74	.00	25,137.26	36.7%
615100 Protective Clothing	48,000	19,185	67,185	22,710.70	11,889.58	32,584.32	51.5%
616000 Physicals	4,000	0	4,000	.00	.00	4,000.00	.0%
616001 Safety Compliance	10,000	0	10,000	1,322.00	12,014.40	-3,336.40	133.4%
620000 Advertising	500	0	500	.00	.00	500.00	.0%
628000 PS - Gen/Professional	75,000	0	75,000	23,804.13	.00	51,195.87	31.7%
628013 Uniform Clean/Laundry	200	0	200	.00	.00	200.00	.0%
628019 Building Repairs	4,500	4,603	9,103	7,349.27	2,581.35	-827.88	109.1%
628020 Vehicle Repairs	85,000	5,941	90,941	20,620.56	36,372.81	33,947.65	62.7%
628021 Equipment Repairs	15,000	240	15,240	6,243.32	.00	8,996.68	41.0%
628023 Radio Equipment Repairs	2,500	0	2,500	.00	1,589.04	910.96	63.6%
628026 Maintenance Contractx	21,350	0	21,350	.00	4,662.25	16,687.75	21.8%
628047 PS-Public Relations	500	0	500	.00	.00	500.00	.0%
628049 EMS Vehicle Repairs	10,000	0	10,000	5,731.69	.00	4,268.31	57.3%
629000 Professional Development	95,000	0	95,000	32,010.39	1,050.00	61,939.61	34.8%
631000 Reports, Printing, & Binding	500	0	500	.00	.00	500.00	.0%
632000 Dues & Subscriptions	26,950	0	26,950	32,233.30	.00	-5,283.30	119.6%
633000 Office Supplies	4,000	0	4,000	2,733.24	.00	1,266.76	68.3%
633006 Fire Prevention Supplies	5,500	0	5,500	3,488.74	1,211.14	800.12	85.5%
633007 Maintenance Supplies	7,000	0	7,000	4,082.75	.00	2,917.25	58.3%
633009 FIRE Training Supplies	4,500	0	4,500	233.10	5,679.84	-1,412.94	131.4%
633011 Medical Supplies	85,000	5,059	90,059	23,821.83	9,959.59	56,277.19	37.5%
633023 Small Tools	15,000	0	15,000	5,216.98	.00	9,783.02	34.8%
633027 Other Sup - Other	6,500	149	6,649	552.88	.00	6,096.01	8.3%
633029 MV Sup - Tires/Tube/Chain	9,000	0	9,000	8,224.70	4,707.50	-3,932.20	143.7%
633030 MV Sup - Fuel	0	0	0	.00	.00	.00	.0%
633050 EMS Program Exp	1,500	2,400	3,900	.00	2,400.00	1,500.00	61.5%
640000 Telephones/Cell Stipends	6,000	0	6,000	2,509.20	.00	3,490.80	41.8%
641000 Water/Sewer	0	0	0	.00	.00	.00	.0%
641001 Natural Gas	0	0	0	.00	.00	.00	.0%
641002 Electricity	0	0	0	.00	.00	.00	.0%
641003 Bottled Gas	1,500	0	1,500	829.57	.00	670.43	55.3%
641005 Diesel	0	0	0	.00	.00	.00	.0%
642000 Postage	500	0	500	34.03	.00	465.97	6.8%
650010 Capital Reserve	250,000	0	250,000	.00	.00	250,000.00	.0%
653030 EMS Communication Equipment	4,000	6,510	10,510	1,041.21	6,509.79	2,958.79	71.8%
654000 Computer Software	1,000	0	1,000	8.25	.00	991.75	.8%
656407 AMBULANCE PURCHASE	0	0	0	50,000.00	4,884.00	-54,884.00	.0%
<b>TOTAL Fire &amp; EMS Transport</b>	<b>6,634,967</b>	<b>44,086</b>	<b>6,679,053</b>	<b>3,660,500.03</b>	<b>105,511.29</b>	<b>2,913,041.33</b>	<b>56.4%</b>

1022 Police

CITY OF AUBURN  
EXPENDITURES - JANUARY 2025

FROM 2025 01 TO 2025 07

	ORIGINAL APPROP	TRANFRS/ ADJSTMTS	REVISED BUDGET	ACTUALS	ENCUMBRANCES	AVAILABLE BUDGET	PCT USED
611000 Regular Salaries	4,757,211	0	4,757,211	2,619,032.27	.00	2,138,178.73	55.1%
612001 Temp Assistance	400	0	400	.00	.00	400.00	.0%
613000 OT - Regular	78,882	0	78,882	55,911.30	.00	22,970.70	70.9%
613001 OT - Vacation Replacement	56,938	0	56,938	56,829.21	.00	108.79	99.8%
613002 OT - Sick Replace LT	55,011	0	55,011	8,284.11	.00	46,726.89	15.1%
613003 OT - Sick Replace ST	0	0	0	19,054.21	.00	-19,054.21	.0%
613004 OT - Mandatory Training	3,000	0	3,000	1,104.16	.00	1,895.84	36.8%
613005 OT - Outside Jobs	0	0	0	1,754.33	.00	-1,754.33	.0%
613006 OT - Court	18,000	0	18,000	8,467.90	.00	9,532.10	47.0%
613008 OT - Extra Assignments	0	0	0	1,619.60	.00	-1,619.60	.0%
613035 OT-Special Events	20,000	0	20,000	2,257.50	.00	17,742.50	11.3%
614000 Extra Pay - On Call	20,980	0	20,980	13,262.18	.00	7,717.82	63.2%
614002 Holiday Pay	209,000	0	209,000	137,897.31	.00	71,102.69	66.0%
614003 Longevity Bonus	500	0	500	.00	.00	500.00	.0%
614004 Educational Incentive	2,500	0	2,500	22,458.00	.00	-19,958.00	898.3%
614005 Sick Leave Incentive	8,000	0	8,000	15,896.32	.00	-7,896.32	198.7%
615000 Uniform Allowance	38,500	0	38,500	26,477.11	.00	12,022.89	68.8%
616000 Physicals	3,000	0	3,000	1,207.00	.00	1,793.00	40.2%
616001 Safety Compliance	4,000	0	4,000	.00	.00	4,000.00	.0%
628000 PS - Gen/Professional	9,000	0	9,000	7,681.70	3,525.00	-2,206.70	124.5%
628004 Testing	2,700	0	2,700	.00	.00	2,700.00	.0%
628006 Animal Control	42,230	5,634	47,864	22,965.18	27,317.84	-2,418.60	105.1%
628013 Uniform Clean/Laundry	26,000	0	26,000	15,130.50	10,826.50	43.00	99.8%
628019 Building Repairs	500	0	500	.00	.00	500.00	.0%
628020 Vehicle Repairs	0	0	0	.00	1,384.19	-1,384.19	.0%
628021 Equipment Repairs	4,200	0	4,200	2,026.50	.00	2,173.50	48.3%
628026 Maintenance Contractx	5,000	0	5,000	1,356.90	3,185.00	458.10	90.8%
629000 Professional Development	54,500	0	54,500	44,556.38	22,587.50	-12,643.88	123.2%
631000 Reports, Printing, & Binding	1,500	0	1,500	2,862.71	.00	-1,362.71	190.8%
632000 Dues & Subscriptions	14,300	0	14,300	13,080.00	.00	1,220.00	91.5%
633000 Office Supplies	3,000	0	3,000	271.08	.00	2,728.92	9.0%
633001 Operating Supplies	28,000	2,659	30,659	11,807.41	657.00	18,194.10	40.7%
633029 MV Sup - Tires/Tube/Chain	18,000	0	18,000	5,914.28	.00	12,085.72	32.9%
633030 MV Sup - Fuel	0	0	0	1,043.06	.00	-1,043.06	.0%
640000 Telephones/Cell Stipends	31,800	0	31,800	16,618.90	.00	15,181.10	52.3%
642000 Postage	1,000	0	1,000	28.05	.00	971.95	2.8%
<b>TOTAL Police</b>	<b>5,517,652</b>	<b>8,293</b>	<b>5,525,945</b>	<b>3,136,855.16</b>	<b>69,483.03</b>	<b>2,319,606.74</b>	<b>58.0%</b>

10221061 Fire - Sal Fringe

CITY OF AUBURN  
EXPENDITURES - JANUARY 2025

FROM 2025 01 TO 2025 07

	ORIGINAL APPROP	TRANFRS/ ADJSTMTS	REVISED BUDGET	ACTUALS	ENCUMBRANCES	AVAILABLE BUDGET	PCT USED
611000 Regular Salaries	0	0	0	.00	.00	.00	.0%
TOTAL Fire - Sal Fringe	0	0	0	.00	.00	.00	.0%
<b>1025 Information Technology</b>							
611000 Regular Salaries	309,215	0	309,215	174,292.34	.00	134,922.66	56.4%
628000 PS - Gen/Professional	77,000	22,431	99,431	51,707.11	30,651.15	17,073.09	82.8%
628021 Equipment Repairs	4,000	1,411	5,411	916.00	1,411.27	3,084.00	43.0%
629000 Professional Development	12,000	0	12,000	111.51	.00	11,888.49	.9%
632000 Dues & Subscriptions	2,000	0	2,000	44.49	.00	1,955.51	2.2%
633001 Operating Supplies	4,000	316	4,316	988.62	315.63	3,011.38	30.2%
633005 Computer Hardware	45,000	25,548	70,548	19,849.60	25,548.19	25,150.40	64.4%
640000 Telephones/Cell Stipends	4,000	0	4,000	2,246.94	.00	1,753.06	56.2%
640002 Network	60,000	2,932	62,932	27,907.13	3,053.16	31,971.59	49.2%
640012 Network Billable & Reimbursemen	0	0	0	-330.70	6,647.96	-6,317.26	.0%
644004 Rental - Photocopiers	34,000	1,871	35,871	8,872.97	17,924.29	9,073.74	74.7%
654000 Computer Software	15,000	25,469	40,469	27,213.80	57,489.81	-44,234.58	209.3%
654001 Software Licensing	473,000	18,939	491,939	441,522.08	25,984.72	24,432.12	95.0%
TOTAL Information Technology	1,039,215	98,917	1,138,132	755,341.89	169,026.18	213,764.20	81.2%
<b>1030 Recreation and Sports Tourism</b>							
611000 Regular Salaries	447,906	0	447,906	257,991.43	.00	189,914.57	57.6%
612007 Sal. - Recreation Part-Time	35,000	0	35,000	32,076.73	.00	2,923.27	91.6%
613000 OT - Regular	2,000	0	2,000	391.50	.00	1,608.50	19.6%
614003 Longevity Bonus	300	0	300	300.00	.00	.00	100.0%
614015 Earned Paid Leave	500	0	500	152.00	.00	348.00	30.4%
615000 Uniform Allowance	0	0	0	.00	.00	.00	.0%
628000 PS - Gen/Professional	25,000	0	25,000	24,737.56	.00	262.44	99.0%
628019 Building Repairs	0	0	0	.00	.00	.00	.0%
628020 Vehicle Repairs	0	0	0	.00	.00	.00	.0%
628021 Equipment Repairs	5,000	0	5,000	730.49	.00	4,269.51	14.6%
628026 Maintenance Contractx	7,000	0	7,000	.00	.00	7,000.00	.0%
628950 Community Programs	22,000	0	22,000	8,961.58	1,780.00	11,258.42	48.8%
629000 Professional Development	2,500	0	2,500	269.04	.00	2,230.96	10.8%
629001 Travel - Mileage Reimbursement	250	0	250	.00	.00	250.00	.0%

CITY OF AUBURN  
EXPENDITURES - JANUARY 2025

FROM 2025 01 TO 2025 07

	ORIGINAL APPROP	TRANFRS/ADJSTMTS	REVISED BUDGET	ACTUALS	ENCUMBRANCES	AVAILABLE BUDGET	PCT USED
632000 Dues & Subscriptions	3,560	0	3,560	2,029.54	.00	1,530.46	57.0%
633000 Office Supplies	4,000	0	4,000	938.57	.00	3,061.43	23.5%
633001 Operating Supplies	11,000	0	11,000	.00	.00	11,000.00	.0%
633003 Janitorial Supplies	7,000	0	7,000	1,983.10	.00	5,016.90	28.3%
633007 Maintenance Supplies	14,000	0	14,000	3,650.00	.00	10,350.00	26.1%
633011 Medical Supplies	500	0	500	189.00	.00	311.00	37.8%
633029 MV Sup - Tires/Tube/Chain	0	0	0	.00	.00	.00	.0%
633030 MV Sup - Fuel	0	0	0	.00	.00	.00	.0%
640000 Telephones/Cell stipends	3,000	0	3,000	1,090.86	.00	1,909.14	36.4%
641000 Water/Sewer	0	0	0	.00	.00	.00	.0%
641001 Natural Gas	0	0	0	.00	.00	.00	.0%
641002 Electricity	0	0	0	-25.00	.00	25.00	.0%
642000 Postage	350	0	350	.00	.00	350.00	.0%
<b>TOTAL Recreation and Sports Tourism</b>	<b>590,866</b>	<b>0</b>	<b>590,866</b>	<b>335,466.40</b>	<b>1,780.00</b>	<b>253,619.60</b>	<b>57.1%</b>
<b>1032 Health and Social Serv Assist</b>							
628028 Electrical	30,000	0	30,000	19,060.22	.00	10,939.78	63.5%
628029 Medical	3,200	0	3,200	2,441.07	.00	758.93	76.3%
628030 Burial	25,000	0	25,000	4,450.00	.00	20,550.00	17.8%
628031 Fuel	1,000	0	1,000	1,513.71	.00	-513.71	151.4%
628032 Provisions	50,000	0	50,000	9,146.58	.00	40,853.42	18.3%
628033 Rent	750,000	0	750,000	436,901.98	.00	313,098.02	58.3%
628034 Other	42,000	0	42,000	18,440.34	.00	23,559.66	43.9%
<b>TOTAL Health and Social Serv Assist</b>	<b>901,200</b>	<b>0</b>	<b>901,200</b>	<b>491,953.90</b>	<b>.00</b>	<b>409,246.10</b>	<b>54.6%</b>
<b>1042 Public Works</b>							
611000 Regular salaries	3,524,738	0	3,524,738	2,033,155.30	.00	1,491,582.70	57.7%
613000 OT - Regular	65,000	0	65,000	54,369.17	.00	10,630.83	83.6%
613015 OT - Winter Road Maintenance	215,000	0	215,000	129,989.24	.00	85,010.76	60.5%
613016 OT - Fleet Services	1,000	0	1,000	.00	.00	1,000.00	.0%
613019 OT - Sand Removal	1,500	0	1,500	33.44	.00	1,466.56	2.2%
614003 Longevity Bonus	400	0	400	.00	.00	400.00	.0%
614004 Educational Incentive	0	0	0	.00	.00	.00	.0%
614005 Sick Leave Incentive	10,300	0	10,300	5,549.44	.00	4,750.56	53.9%

CITY OF AUBURN  
EXPENDITURES - JANUARY 2025

FROM 2025 01 TO 2025 07

	ORIGINAL APPROP	TRANFRS/ ADJSTMTS	REVISED BUDGET	ACTUALS	ENCUMBRANCES	AVAILABLE BUDGET	PCT USED
615000 Uniform Allowance	52,000	0	52,000	24,606.96	.00	27,393.04	47.3%
616001 Safety Compliance	10,200	0	10,200	2,191.00	.00	8,009.00	21.5%
628000 PS - Gen/Professional	270,000	105,552	375,552	258,684.95	62,836.50	54,030.20	85.6%
628005 Water Quality Monitoring	0	129	129	.00	129.45	.00	100.0%
628007 Contracted Snow Removal	9,000	2,200	11,200	.00	.00	11,200.00	.0%
628010 Tree Removal	30,000	10,454	40,454	3,800.00	11,753.75	24,900.00	38.4%
628012 Centerline Striping	271,400	0	271,400	103,817.80	57,363.10	110,219.10	59.4%
628014 Solid Waste Disposal	0	0	0	.00	.00	.00	.0%
628019 Building Repairs	115,000	2,425	117,425	11,487.48	3,692.00	102,245.52	12.9%
628020 Vehicle Repairs	245,000	0	245,000	34,145.34	.00	210,854.66	13.9%
628021 Equipment Repairs	30,000	0	30,000	11,009.16	10,967.72	8,023.12	73.3%
628023 Radio Equipment Repairs	0	0	0	1,617.96	.00	-1,617.96	.0%
628024 Street Light Repairs	20,000	0	20,000	6,443.86	.00	13,556.14	32.2%
628025 Traffic Signal Maintenance	20,000	0	20,000	6,340.42	.00	13,659.58	31.7%
629000 Professional Development	22,000	2,210	24,210	5,307.68	2,650.00	16,252.32	32.9%
629001 Travel - Mileage Reimbursement	3,950	0	3,950	.00	.00	3,950.00	.0%
629002 Travel - Seminar Costs	0	0	0	.00	.00	.00	.0%
631000 Reports, Printing, & Binding	2,000	0	2,000	209.45	.00	1,790.55	10.5%
632000 Dues & Subscriptions	23,500	0	23,500	8,935.25	.00	14,564.75	38.0%
633000 Office Supplies	2,500	0	2,500	660.46	.00	1,839.54	26.4%
633001 Operating Supplies	2,000	0	2,000	42.48	.00	1,957.52	2.1%
633007 Maintenance Supplies	52,500	465	52,965	40,067.65	2,867.75	10,029.60	81.1%
633010 Welding Supplies	15,000	0	15,000	13,456.69	1,893.42	-350.11	102.3%
633013 Traffic Paint	5,000	0	5,000	180.30	.00	4,819.70	3.6%
633014 Sign Material	40,000	12,048	52,048	5,961.69	7,255.02	38,831.56	25.4%
633015 Pre-Mix Asphalt	200,000	12,972	212,972	187,305.19	7,193.40	18,473.35	91.3%
633016 Culvert/Basin Supplies	75,000	2,806	77,806	48,940.90	171.23	28,693.95	63.1%
633017 Bridge/Fence Supplies	6,000	2,651	8,651	1,956.00	.00	6,694.80	22.6%
633018 Loam/Seed	14,000	0	14,000	5,921.98	.00	8,078.02	42.3%
633019 Calcium Chloride	8,000	0	8,000	8,913.67	.00	-913.67	111.4%
633020 Road Salt	350,000	50,800	400,800	182,765.90	117,234.10	100,799.74	74.9%
633021 Safety Equipment	25,000	0	25,000	25,829.95	.00	-829.95	103.3%
633023 Small Tools	27,000	0	27,000	25,474.76	1,273.95	251.29	99.1%
633024 Gravel	110,000	31,945	141,945	45,149.40	40,484.87	56,310.98	60.3%
633025 Other Sup - MV Repair	130,000	2,975	132,975	108,492.02	10,460.82	14,021.82	89.5%
633026 Other Sup - Equipment Repl	80,000	1,802	81,802	21,606.76	4,458.62	55,736.74	31.9%
633029 MV Sup - Tires/Tube/Chain	70,000	0	70,000	33,635.88	46,176.06	-9,811.94	114.0%
633030 MV Sup - Fuel	0	51,341	51,341	20.00	3,416.57	47,903.99	6.7%
633031 MV Sup - Plow/Grader Blades	35,000	0	35,000	21,064.95	.00	13,935.05	60.2%
633032 MV Sup - Other	50,000	0	50,000	33,848.79	5,038.64	11,112.57	77.8%
633035 Parks/Open Space Supplies	75,000	15,272	90,272	14,067.11	15,272.00	60,932.89	32.5%
640000 Telephones/Cell Stipends	14,748	0	14,748	11,510.86	.00	3,237.14	78.1%



CITY OF AUBURN  
EXPENDITURES - JANUARY 2025

FROM 2025 01 TO 2025 07

	ORIGINAL APPROP	TRANFRS/ ADJSTMTS	REVISED BUDGET	ACTUALS	ENCUMBRANCES	AVAILABLE BUDGET	PCT USED
641000 Water/Sewer	0	0	0	.00	.00	.00	.0%
641002 Electricity	0	0	0	.00	.00	.00	.0%
641004 Heating Fuel	0	0	0	.00	.00	.00	.0%
642000 Postage	200	0	200	101.92	.00	98.08	51.0%
643000 Leachate Hauling	20,000	0	20,000	4,254.85	.00	15,745.15	21.3%
650030 Operating Capital	0	0	0	6,952.00	62,166.34	-69,118.34	.0%
655200 Guard Rail Replacement	20,000	25,073	45,073	4,271.00	36,510.00	4,292.00	90.5%
655405 St Imp-Crack Seal	0	442	442	401.17	.00	41.06	90.7%
<b>TOTAL Public Works</b>	<b>6,368,936</b>	<b>333,562</b>	<b>6,702,498</b>	<b>3,554,548.23</b>	<b>511,265.31</b>	<b>2,636,683.96</b>	<b>60.7%</b>
<b>1043 Solid Waste Disposal</b>							
620000 Advertising	1,000	0	1,000	.00	.00	1,000.00	.0%
628014 Solid Waste Disposal	516,500	0	516,500	271,195.66	.00	245,304.34	52.5%
628015 Solid Waste Collection	720,000	0	720,000	436,368.56	3,607.85	280,023.59	61.1%
628053 Recycling Disposal	91,000	0	91,000	22,538.65	2,816.00	65,645.35	27.9%
628054 Recycling collection	288,000	0	288,000	199,763.54	.00	88,236.46	69.4%
<b>TOTAL Solid Waste Disposal</b>	<b>1,616,500</b>	<b>0</b>	<b>1,616,500</b>	<b>929,866.41</b>	<b>6,423.85</b>	<b>680,209.74</b>	<b>57.9%</b>
<b>1045 County Tax</b>							
628908 County Taxes	3,117,240	0	3,117,240	3,117,240.00	.00	.00	100.0%
<b>TOTAL County Tax</b>	<b>3,117,240</b>	<b>0</b>	<b>3,117,240</b>	<b>3,117,240.00</b>	<b>.00</b>	<b>.00</b>	<b>100.0%</b>
<b>1046 PW School Maint &amp; Custodial</b>							
611000 Regular Salaries	0	0	0	397,749.31	.00	-397,749.31	.0%
613000 OT - Regular	0	0	0	57,448.91	.00	-57,448.91	.0%
628019 Building Repairs	0	0	0	671,362.81	556,733.45	-1,228,096.26	.0%
628020 Vehicle Repairs	0	0	0	13.09	.00	-13.09	.0%
628021 Equipment Repairs	0	0	0	11,442.94	.00	-11,442.94	.0%
633007 Maintenance Supplies	0	0	0	69,455.80	41,041.56	-110,497.36	.0%
633029 MV Sup - Tires/Tube/Chain	0	0	0	149.99	.00	-149.99	.0%

CITY OF AUBURN  
EXPENDITURES - JANUARY 2025

FROM 2025 01 TO 2025 07

	ORIGINAL APPROP	TRANFRS/ ADJSTMTS	REVISED BUDGET	ACTUALS	ENCUMBRANCES	AVAILABLE BUDGET	PCT USED
641000 Water/Sewer	0	0	0	40,283.21	.00	-40,283.21	.0%
641002 Electricity	0	0	0	481,948.47	.00	-481,948.47	.0%
641004 Heating Fuel	0	0	0	88,004.90	.00	-88,004.90	.0%
TOTAL PW School Maint & Custodial	0	0	0	1,817,859.43	597,775.01	-2,415,634.44	.0%
<b>1049 Auburn Art in the Park</b>							
628917 Arts in the Park	25,000	0	25,000	28,750.00	.00	-3,750.00	115.0%
TOTAL Auburn Art in the Park	25,000	0	25,000	28,750.00	.00	-3,750.00	115.0%
<b>1050 Public Library</b>							
611000 Regular Salaries	0	0	0	468.48	.00	-468.48	.0%
617001 FICA/Medicare	0	0	0	249.87	.00	-249.87	.0%
628900 Public Library	1,199,897	0	1,199,897	699,939.94	.00	499,957.06	58.3%
TOTAL Public Library	1,199,897	0	1,199,897	700,658.29	.00	499,238.71	58.4%
<b>1051 Transfer to TIF</b>							
900001 Transfer Out	3,049,803	0	3,049,803	467,400.41	.00	2,582,402.59	15.3%
TOTAL Transfer to TIF	3,049,803	0	3,049,803	467,400.41	.00	2,582,402.59	15.3%
<b>1052 Water &amp; Sewer</b>							
643002 Public Fire Protection Fee	840,280	0	840,280	585,902.46	.00	254,377.54	69.7%
TOTAL Water & Sewer	840,280	0	840,280	585,902.46	.00	254,377.54	69.7%
<b>1053 Tax Sharing</b>							

CITY OF AUBURN  
EXPENDITURES - JANUARY 2025

FROM 2025 01 TO 2025 07

	ORIGINAL APPROP	TRANFRS/ADJSTMTS	REVISED BUDGET	ACTUALS	ENCUMBRANCES	AVAILABLE BUDGET	PCT USED
628909 Tax Sharing	260,000	0	260,000	.00	.00	260,000.00	.0%
TOTAL Tax Sharing	260,000	0	260,000	.00	.00	260,000.00	.0%
<b>1054 Auburn-Lewiston Airport</b>							
628911 Aub-Lew Airport	205,000	0	205,000	203,271.66	.00	1,728.34	99.2%
TOTAL Auburn-Lewiston Airport	205,000	0	205,000	203,271.66	.00	1,728.34	99.2%
<b>1056 LA Transit Committee</b>							
628913 Lew-Aub Transit	458,502	0	458,502	.00	.00	458,502.00	.0%
TOTAL LA Transit Committee	458,502	0	458,502	.00	.00	458,502.00	.0%
<b>1057 LA-911</b>							
611000 Regular Salaries	0	0	0	1,795.91	.00	-1,795.91	.0%
613000 OT - Regular	0	0	0	-22.91	.00	22.91	.0%
617001 FICA/Medicare	0	0	0	377.18	.00	-377.18	.0%
628914 Lew-Aub 911	1,380,000	0	1,380,000	689,997.86	.00	690,002.14	50.0%
TOTAL LA-911	1,380,000	0	1,380,000	692,148.04	.00	687,851.96	50.2%
<b>1070 Education</b>							
600000 Expenditures	62,123,472	0	62,123,472	28,395,610.07	.00	33,727,861.93	45.7%
TOTAL Education	62,123,472	0	62,123,472	28,395,610.07	.00	33,727,861.93	45.7%
TOTAL General Fund	121,825,947	652,268	122,478,215	64,968,090.65	1,923,569.66	55,586,554.41	54.6%
TOTAL EXPENSES	121,825,947	652,268	122,478,215	64,968,090.65	1,923,569.66	55,586,554.41	
GRAND TOTAL	121,825,947	652,268	122,478,215	64,968,090.65	1,923,569.66	55,586,554.41	54.6%

# Norway Savings Bank Arena

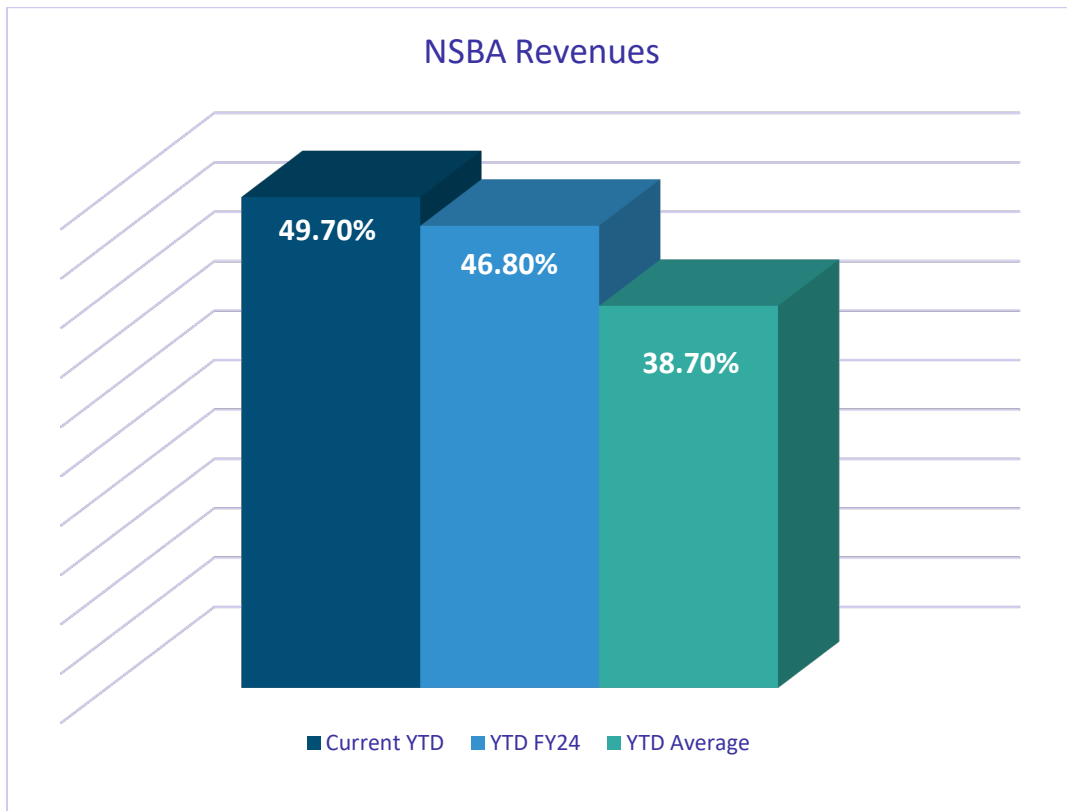
for the Period Ended January 31, 2025

As of January 2025, Norway Arena had an operating loss fiscal YTD of (\$15,264). With the rink replacement project now complete and ice time being booked up, it is expected that this will become a gain by next period's report.

## Revenues:

The operating revenues for Norway Arena through January 2025 are \$546,654 or 49.7% of the budget as compared to 46.8% of actual revenues through January 2024. This revenue comes from concessions, sign advertisements, pro shop lease, youth programming, shinny hockey, public skating, and ice rentals.

\*Graph reflects current YTD with comparison to prior YTD and YTD average of prior 3 years percentage.



CITY OF AUBURN  
NSBA REVENUES - JANUARY 2025

FROM 2025 01 TO 2025 07

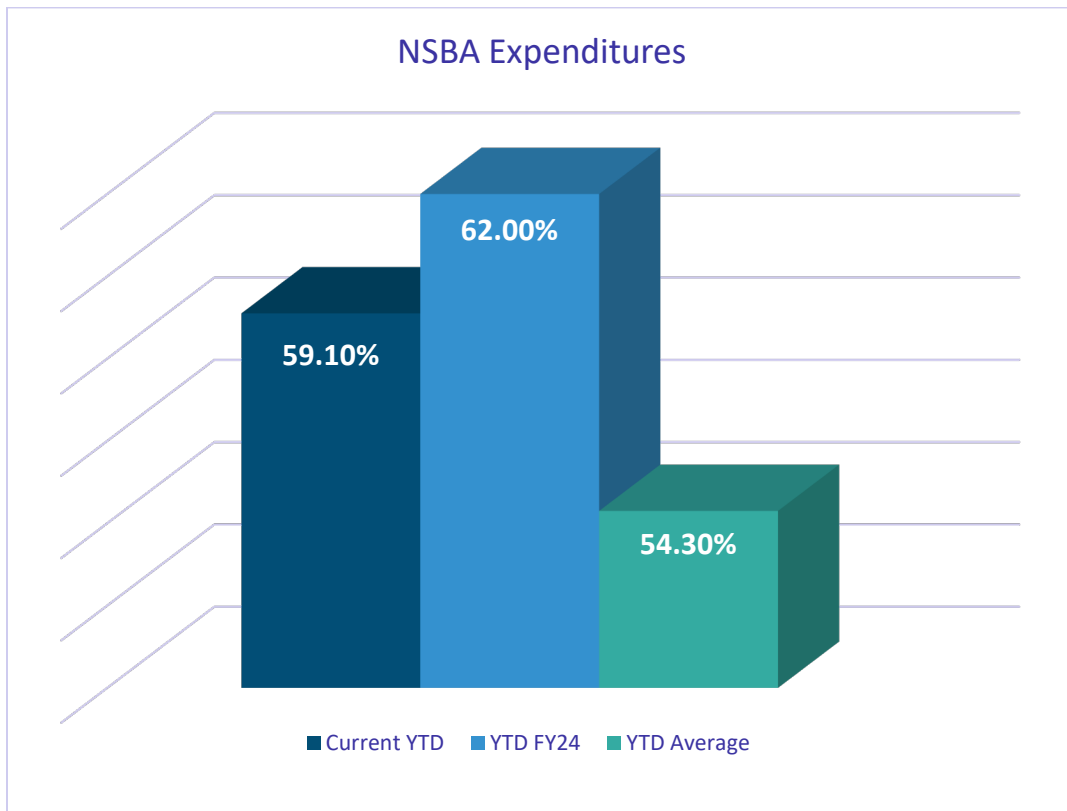
	ORIGINAL APPROP	TRANFRS/ ADJSTMTS	REVISED BUDGET	ACTUALS	ENCUMBRANCES	AVAILABLE BUDGET	PCT USED
<b>6200 Norway Savings Bank Arena</b>							
<b>6200 Norway Savings Bank Arena</b>							
4201 Ice Rental-Gladiators	-280,000	0	-280,000	-195,667.17	.00	-84,332.83	69.9%
4202 Ice Rental-Edward Little	-22,500	0	-22,500	-9,185.00	.00	-13,315.00	40.8%
4203 Ice Rental-Red Hornets	-18,500	0	-18,500	-7,352.50	.00	-11,147.50	39.7%
4205 Ice Rental-St Doms (B & G)	-35,000	0	-35,000	-5,500.00	.00	-29,500.00	15.7%
4206 Ice Rental-Poland/Gray NG	-18,500	0	-18,500	-6,865.00	.00	-11,635.00	37.1%
4207 Ice Rental-CMCC	-22,500	0	-22,500	.00	.00	-22,500.00	.0%
4208 Ice Rental-SMMHL	-2,000	0	-2,000	-1,530.00	.00	-470.00	76.5%
4209 Ice Rental-Adult Leagues	-162,000	0	-162,000	-86,084.18	.00	-75,915.82	53.1%
4210 Ice Rental-Twin City Thunder	-33,800	0	-33,800	-14,955.02	.00	-18,844.98	44.2%
4211 Ticket Revenue	-28,600	0	-28,600	-8,154.34	.00	-20,445.66	28.5%
4212 Ice Rental-Twin City Thunders	0	0	0	.00	.00	.00	.0%
4215 Freestyle-Figure Skating	-7,500	0	-7,500	-1,570.00	.00	-5,930.00	20.9%
4220 Camps/Clinics	-45,000	0	-45,000	-8,240.00	.00	-36,760.00	18.3%
4221 Tournaments	-75,000	0	-75,000	-15,479.86	.00	-59,520.14	20.6%
4223 Private Rentals	-30,000	0	-30,000	-8,870.00	.00	-21,130.00	29.6%
4224 Public Skate	-25,000	0	-25,000	-9,841.00	.00	-15,159.00	39.4%
4225 Shiny Hockey	-4,000	0	-4,000	-330.00	.00	-3,670.00	8.3%
4240 Programs	-20,000	0	-20,000	-9,000.00	.00	-11,000.00	45.0%
4250 Non Ice & Facility Rent	-40,000	0	-40,000	-20,541.25	.00	-19,458.75	51.4%
4252 Skate Rentals	-3,000	0	-3,000	-3,515.00	.00	515.00	117.2%
4260 Concessions	-21,000	0	-21,000	.00	.00	-21,000.00	.0%
4261 Pepsi Vending Machines	-3,000	0	-3,000	-670.73	.00	-2,329.27	22.4%
4263 Vending Food	0	0	0	-396.88	.00	396.88	.0%
4265 Pro Shop	-7,000	0	-7,000	-2,925.00	.00	-4,075.00	41.8%
4270 Sponsorships	-195,000	0	-195,000	-129,981.26	.00	-65,018.74	66.7%
TOTAL Norway Savings Bank Arena	-1,098,900	0	-1,098,900	-546,654.19	.00	-552,245.81	49.7%
TOTAL Norway Savings Bank Arena	-1,098,900	0	-1,098,900	-546,654.19	.00	-552,245.81	49.7%
TOTAL REVENUES	-1,098,900	0	-1,098,900	-546,654.19	.00	-552,245.81	
GRAND TOTAL	-1,098,900	0	-1,098,900	-546,654.19	.00	-552,245.81	49.7%

**Expenditures:**

The operating expenses for Norway Arena through January 2025 were \$561,918 or 59.1% of the budget as compared to 62.0% of actual expenditures through January 2024. These expenses include personnel costs, supplies, utilities, repairs, capital purchases and maintenance.

- Insurance premiums have exceeded the budgeted amount for the year by 39.4%. Unlike previous years, we will have the updated contracted amount for the upcoming year before budget finalization and not continue to run at a deficit in this line moving forward.

\*Graph reflects current YTD with comparison to prior YTD and YTD average of prior 3 years percentage.



CITY OF AUBURN  
NSBA EXPENDITURES - JANUARY 2025

FROM 2025 01 TO 2025 07

	ORIGINAL APPROP	TRANFRS/ ADJSTMTS	REVISED BUDGET	ACTUALS	ENCUMBRANCES	AVAILABLE BUDGET	PCT USED
<b>6200 Norway Savings Bank Arena</b>							
<b>6200 Norway Savings Bank Arena</b>							
611000 Regular Salaries	311,032	0	311,032	201,560.24	.00	109,471.76	64.8%
612000 Part Time	60,000	0	60,000	35,825.84	.00	24,174.16	59.7%
612008 Programs	10,000	0	10,000	1,626.03	.00	8,373.97	16.3%
613030 Police Time	0	0	0	-2,533.30	.00	2,533.30	.0%
614015 Earned Paid Leave	0	0	0	.00	.00	.00	.0%
615000 Uniform Allowance	0	0	0	.00	.00	.00	.0%
620000 Advertising	2,000	0	2,000	.00	.00	2,000.00	.0%
628000 PS - Gen/Professional	12,000	0	12,000	.00	.00	12,000.00	.0%
628003 Drug Testing	400	0	400	.00	.00	400.00	.0%
628014 Solid Waste Disposal	600	0	600	425.33	.00	174.67	70.9%
628019 Building Repairs	50,000	0	50,000	9,359.66	.00	40,640.34	18.7%
628020 Vehicle Repairs	4,000	0	4,000	5,669.20	.00	-1,669.20	141.7%
628021 Equipment Repairs	4,000	0	4,000	4,058.05	.00	-58.05	101.5%
628026 Maintenance Contractx	0	0	0	.00	.00	.00	.0%
628051 Cleaning Services	20,000	0	20,000	12,065.00	7,935.00	.00	100.0%
628070 Security	4,900	0	4,900	.00	.00	4,900.00	.0%
629000 Professional Development	5,000	0	5,000	.00	5,000.00	.00	100.0%
632000 Dues & Subscriptions	7,412	0	7,412	12,142.75	.00	-4,730.75	163.8%
633000 Office Supplies	2,000	0	2,000	.00	.00	2,000.00	.0%
633001 Operating Supplies	70,000	1,473	71,473	35,740.83	1,473.30	34,259.17	52.1%
633002 Other Sup - Operating Field	3,000	0	3,000	24.00	.00	2,976.00	.8%
633021 Safety Equipment	4,000	0	4,000	2,326.49	.00	1,673.51	58.2%
633030 MV Sup - Fuel	0	0	0	.00	.00	.00	.0%
640000 Telephones/Cell Stipends	5,000	0	5,000	1,789.42	.00	3,210.58	35.8%
640001 cable	2,500	0	2,500	1,978.81	.00	521.19	79.2%
641000 Water/Sewer	46,000	0	46,000	33,128.34	.00	12,871.66	72.0%
641001 Natural Gas	42,153	0	42,153	1,662.86	.00	40,490.14	3.9%
641002 Electricity	220,000	0	220,000	155,371.36	.00	64,628.64	70.6%
641003 Bottled Gas	5,000	0	5,000	4,417.71	.00	582.29	88.4%
642000 Postage	150	0	150	.00	.00	150.00	.0%
645000 Insurance Premiums	43,223	0	43,223	42,129.00	.00	1,094.00	97.5%
650000 Capital Outlay	40,000	0	40,000	3,150.68	.00	36,849.32	7.9%
TOTAL Norway Savings Bank Arena	974,370	1,473	975,843	561,918.30	14,408.30	399,516.70	59.1%
TOTAL Norway Savings Bank Arena	974,370	1,473	975,843	561,918.30	14,408.30	399,516.70	59.1%
TOTAL EXPENSES	974,370	1,473	975,843	561,918.30	14,408.30	399,516.70	
GRAND TOTAL	974,370	1,473	975,843	561,918.30	14,408.30	399,516.70	59.1%

# Ingersoll Turf Facility

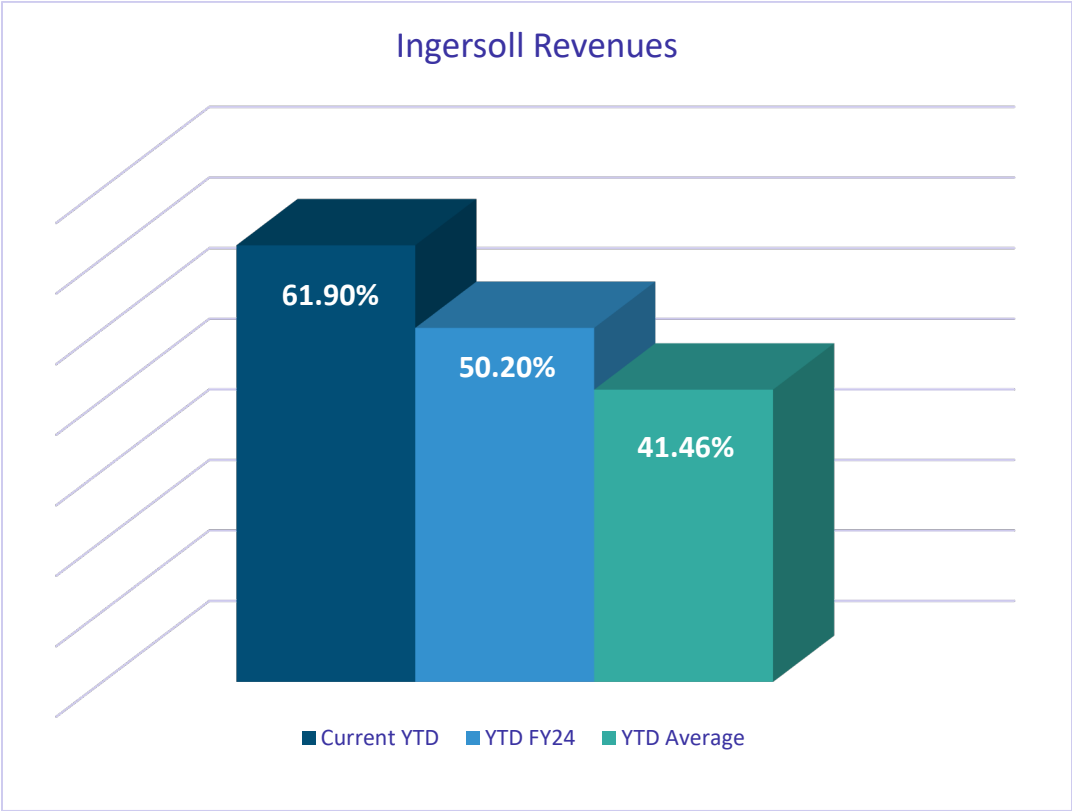
for the Period Ended January 31, 2025

As of January 2025, Ingersoll had an operating gain YTD of \$109,427. Of note, revenue to expenditure comparison is disproportionate as some expenditures are listed under the Recreation department budget, and regular salaries under Public Works.

### Revenues:

The operating revenues for Ingersoll through January 2025 are \$136,087 or 61.9% of the budget as compared to 50.2% of actual revenues through January 2024. This revenue comes from sponsorships, programs, rental income, and batting cages.

\*Graph reflects current YTD with comparison to prior YTD and YTD average of prior 3 years percentage.





CITY OF AUBURN  
INGERSOLL REVENUES - JANUARY 2025

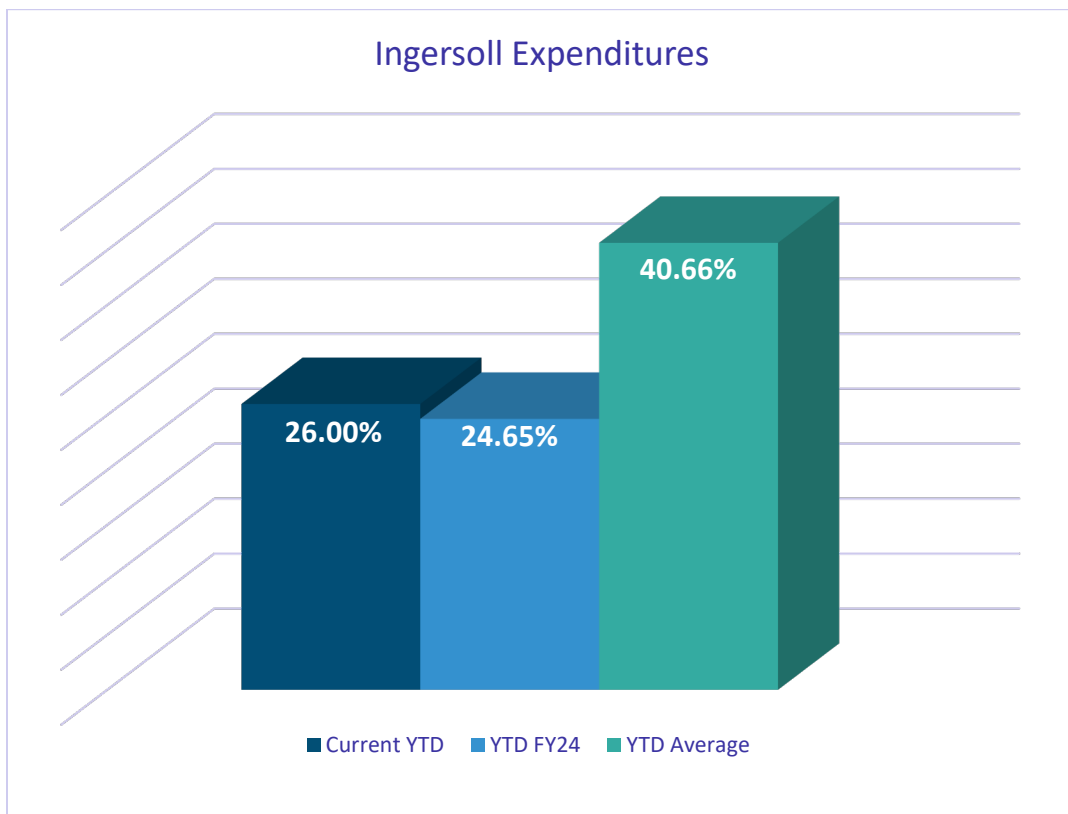
FROM 2025 01 TO 2025 07

	ORIGINAL APPROP	TRANFRS/ ADJSTMTS	REVISED BUDGET	ACTUALS	ENCUMBRANCES	AVAILABLE BUDGET	PCT USED
<b>6100 Ingersoll Turf Facility</b>							
<b>6100 Ingersoll Turf Facility</b>							
420070 Sponsorships-Special Events	-20,000	0	-20,000	-8,000.00	.00	-12,000.00	40.0%
420800 PROGRAM REVENUES	-18,000	0	-18,000	-15,110.00	.00	-2,890.00	83.9%
420903 Programs	-42,000	0	-42,000	-10,565.00	.00	-31,435.00	25.2%
422000 Investment Income	0	0	0	-2,677.12	.00	2,677.12	.0%
429010 Rental Income	-140,000	0	-140,000	-99,735.25	.00	-40,264.75	71.2%
TOTAL Ingersoll Turf Facility	-220,000	0	-220,000	-136,087.37	.00	-83,912.63	61.9%
TOTAL Ingersoll Turf Facility	-220,000	0	-220,000	-136,087.37	.00	-83,912.63	61.9%
TOTAL REVENUES	-220,000	0	-220,000	-136,087.37	.00	-83,912.63	
GRAND TOTAL	-220,000	0	-220,000	-136,087.37	.00	-83,912.63	61.9%

**Expenditures:**

The operating expenses for Ingersoll through January 2025 were \$26,660 or 26.0% of the budget as compared to 24.65% of actual expenditures through January 2024. These expenses include supplies, repairs, capital purchases and maintenance.

\*Graph reflects current YTD with comparison to prior YTD and YTD average of prior 3 years percentage.



CITY OF AUBURN  
INGERSOLL EXPENDITURES - JANUARY 2025

FROM 2025 01 TO 2025 07

	ORIGINAL APPROP	TRANFRS/ ADJSTMTS	REVISED BUDGET	ACTUALS	ENCUMBRANCES	AVAILABLE BUDGET	PCT USED
<b>6100 Ingersoll Turf Facility</b>							
<b>6100 Ingersoll Turf Facility</b>							
611000 Regular Salaries	40,000	0	40,000	.00	.00	40,000.00	.0%
612000 Part Time	25,000	0	25,000	16,020.23	.00	8,979.77	64.1%
620000 Advertising	500	0	500	.00	.00	500.00	.0%
628000 PS - Gen/Professional	5,300	0	5,300	551.78	.00	4,748.22	10.4%
628019 Building Repairs	20,000	0	20,000	258.48	2,602.00	17,139.52	14.3%
629000 Professional Development	500	0	500	.00	.00	500.00	.0%
629001 Travel - Mileage Reimbursement	200	0	200	.00	.00	200.00	.0%
632000 Dues & Subscriptions	500	0	500	.00	.00	500.00	.0%
633000 Office Supplies	500	0	500	.00	.00	500.00	.0%
633003 Janitorial Supplies	2,000	0	2,000	1,000.34	.00	999.66	50.0%
633033 Tax Acquired Property Exp	16,300	0	16,300	8,478.49	.00	7,821.51	52.0%
640000 Telephones/Cell Stipends	1,400	0	1,400	351.06	.00	1,048.94	25.1%
641005 Diesel	300	0	300	.00	.00	300.00	.0%
642000 Postage	50	0	50	.00	.00	50.00	.0%
650000 Capital Outlay	0	0	0	.00	.00	.00	.0%
651069 Rec Programming/Facility Study	0	0	0	.00	.00	.00	.0%
TOTAL Ingersoll Turf Facility	112,550	0	112,550	26,660.38	2,602.00	83,287.62	26.0%
TOTAL Ingersoll Turf Facility	112,550	0	112,550	26,660.38	2,602.00	83,287.62	26.0%
TOTAL EXPENSES	112,550	0	112,550	26,660.38	2,602.00	83,287.62	
GRAND TOTAL	112,550	0	112,550	26,660.38	2,602.00	83,287.62	26.0%